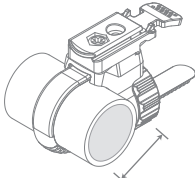
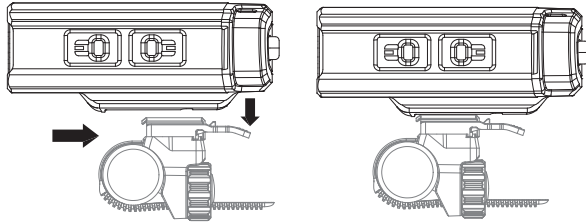


MOUNTING

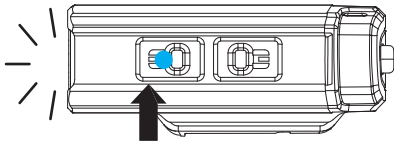


Ø 26~32 mm

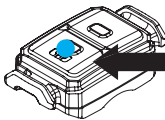


WIRELESS PAIRING

Start Pairing ● = Pairing

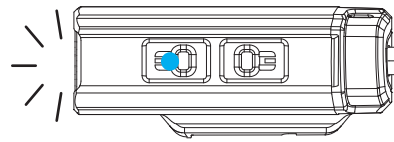


Press 1.5 Sec.



Press
Within
15 secs.

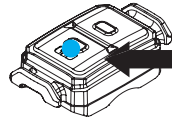
Pairing : Mode Switch / Off



● = Connecting

● = Auto

● = Power under 25%



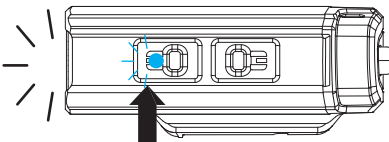
1 click
Mode Change
(SYNC)

●● = Auto

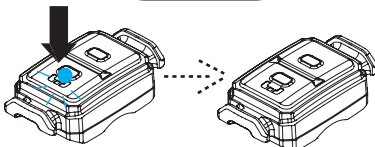
●●● = Auto
(Power under 25%)

OFF
1.5 Sec.

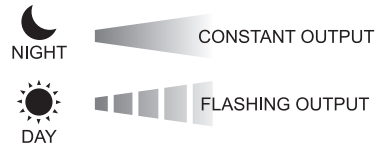
Disconnect Pairing



Long Press
8 Sec.



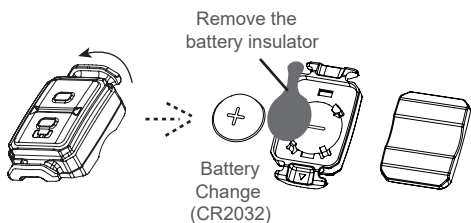
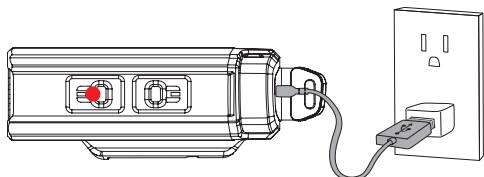
Auto Mode (Automatic Environment Responsive)



RUNTIME

	Low Beam (Low)	Low Beam (High)	High Beam	Flashing	Daytime Flash	Auto Mode
	300 Lumens	600 Lumens	1200 Lumens	200 Lumens	1200 Lumens	200 - 1200 Lumens
	8 : 00 h : min	4 : 00 h : min	2 : 00 h : min	38 : 00 h : min	12 : 00 h : min	2 : 00 - 12 : 00 h : min h : min

CHARGING



BATTERY LEVEL INDICATOR



OFF (Double Clicks)




ON / PAIRED

*High/Low beam & Flashing mode



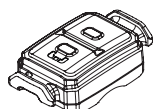
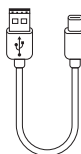
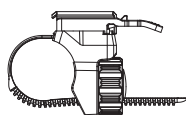
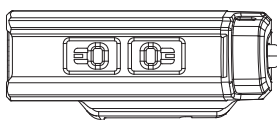
*Auto mode



Mode Changed for low battery remind (Under 25%)



COMPONENTS



CR2032

CONTACT



E-mail: info@rms.it



E-mail: office@paul-lange.sk



E-mail: infini@maruultd.co.jp



E-mail: info@bikeman.pl



E-mail: office@coolbiketeam.ro



E-mail: info@intercycle.com



E-mail: planetbike.nb@sezampro.rs



E-mail: Sales@madison.co.uk



E-mail: Alna-Bike@mail.ru



A61292P1611



MADE IN TAIWAN

Manufactured by Chance Good Ent. Co., Ltd.
Quality System Registered to ISO 9001:2015
Website: www.infini.com.tw