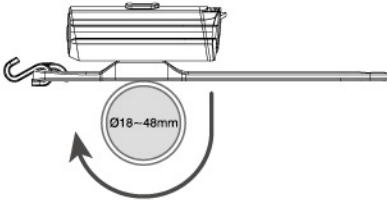


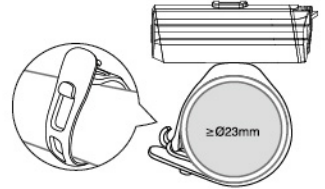
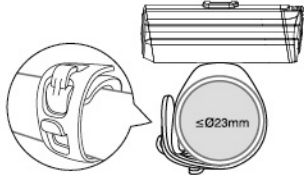
MOUNTING YOUR LIGHT

Install the bracket onto your handlebar.

1.



2.



TO SWITCH MODES

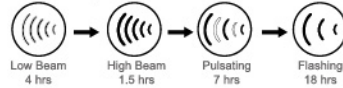
Please hold press the button for 1.5 seconds to turn ON & OFF.



I-280P



Mode memory function*



*Mode Memory Function:
When you turn the light on, it lights up in the last lighting mode you used.

I-280PD

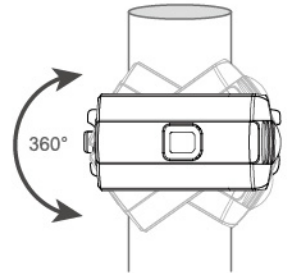


Mode memory function*



*Mode Memory Function:
When you turn the light on, it lights up in the last lighting mode you used.

360° ROTATABLE BRACKET



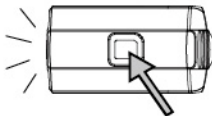
BATTERY CAPACITY INDICATOR

Double click to show the remaining capacity by different modes.

Constant : 100% - 50%

Slow flash : 49% - 25%

Fast flash : 24% - 0%



Double click

LOW BATTERY INDICATOR

※ Less than 25% battery remaining

-In constant mode: circular flashing

-In flashing mode: pulsed constant lighting



CHARGING

1. Please open the rubber cover at the bottom of the light.

2. Plug in provided Micro USB cable then plug into USB port.

Charging: Light ON

Fully Charged: Light OFF

