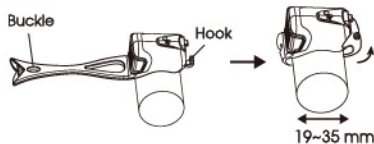
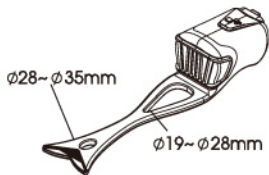
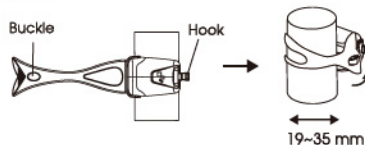


MOUNTING INSTRUCTION

I-204W

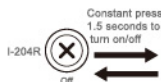


I-204R



TO SWITCH MODES

Press the button on top of the light & 1 click to switch modes.



Mode memory function



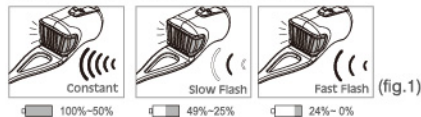
Mode memory function



※ Mode Memory : When you turn the light on, it lights up in the last lighting mode you used.

BATTERY CAPACITY INDICATOR

In the off state press double click to show the remaining capacity. The indicator will show the remaining capacity by different modes. (fig.1)



LOW BATTERY INDICATOR

※ When the battery capacity is less than 25%

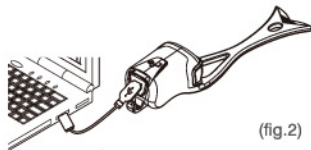
- LED circular flashing in constant mode.
- LED cycled constant lighting in flashing mode.



CHARGING

1. Please open the rubber cover at the bottom of the light.
2. Plug the provided Micro USB cable into the port. (fig.2)

Charging: Light ON
Fully Charged: Light OFF



(fig.2)

