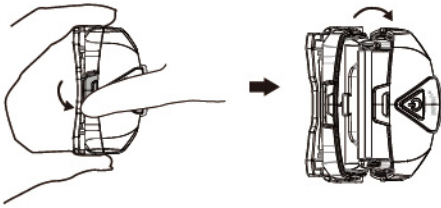
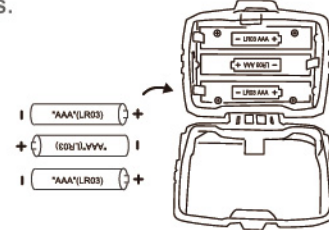


BATTERY INSTALLATION

1. Please hold the tab to open the battery case.

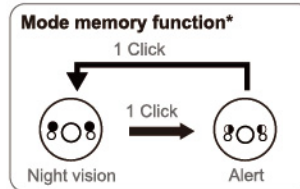
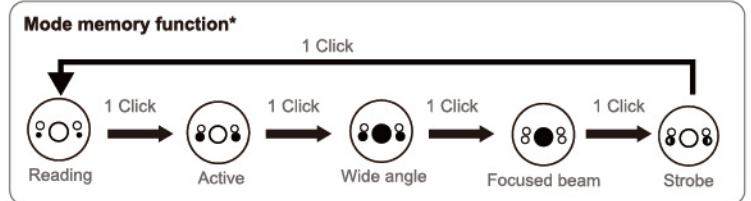
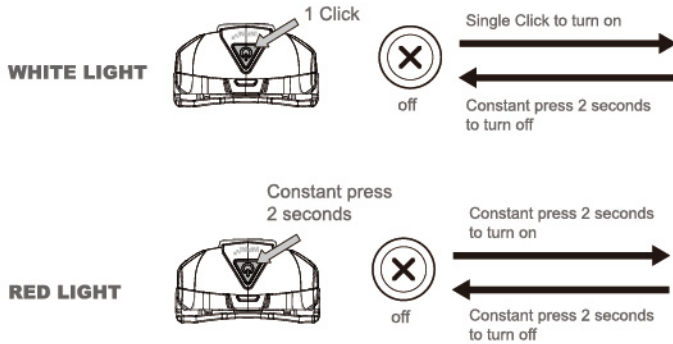


2. Install 3 new "AAA"(LR03) batteries into the battery case and snap two sides.



OPERATION

- Press the button on the top of the light to turn on/off and switch modes.



*Mode Memory Function:
When you turn the light on, it lights up in the last lighting mode you used.

ADDITIONAL FUNCTIONS

LOCK MODE :

Keylock to avoid inadvertent operation.



Please hold the switch for 6 seconds. The red light will activate, do not release the button until white light flashing.

※ TO UNLOCK

Please hold the switch for 6 seconds until white light flashing.

⚠ The headlamp will not operate in lock mode.



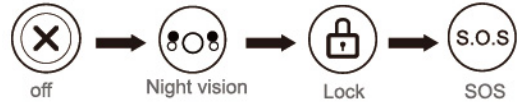
SOS :

To send out a distress signal.



Please hold the switch for 10 seconds. The red light will activate, then white light flashing, keep pressing the button until SOS mode activate.

※ Please hold the switch about 2 seconds to relieve the mode.



SEARCH :

Automatically activates cycled flashing of the headlamp to aid in finding it in dark locations.



Please hold the switch for 15 seconds. The red light will activate, then white light flashing and red light flashing again, keep pressing the button until white light strobe.

※ Please hold the switch about 2 seconds to relieve the mode.



RUNTIME

WHITE LIGHT					RED LIGHT		
Reading	Active	Wide angle	Focused beam	Strobe	Night vision	Alert	S.O.S
110 h	24 h	6 h	15 h	110 h	60 h	200 h	120 h

BATTERY CAPACITY INDICATOR

-TURN ON: The indicator (blue light) will show the remaining capacity by different modes(fig.1)

-OFF & ADDITIONAL FUNCTIONS :

1 Click to show the remaining capacity.

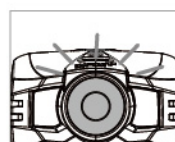
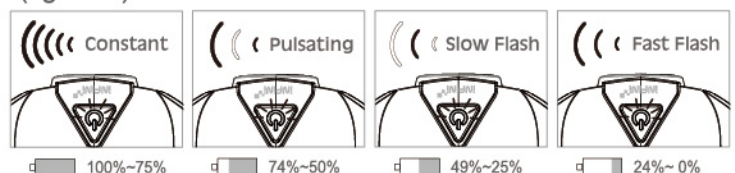
LOW BATTERY INDICATOR

When battery capacity is less than 10%

-LED circular flashing in constant mode.

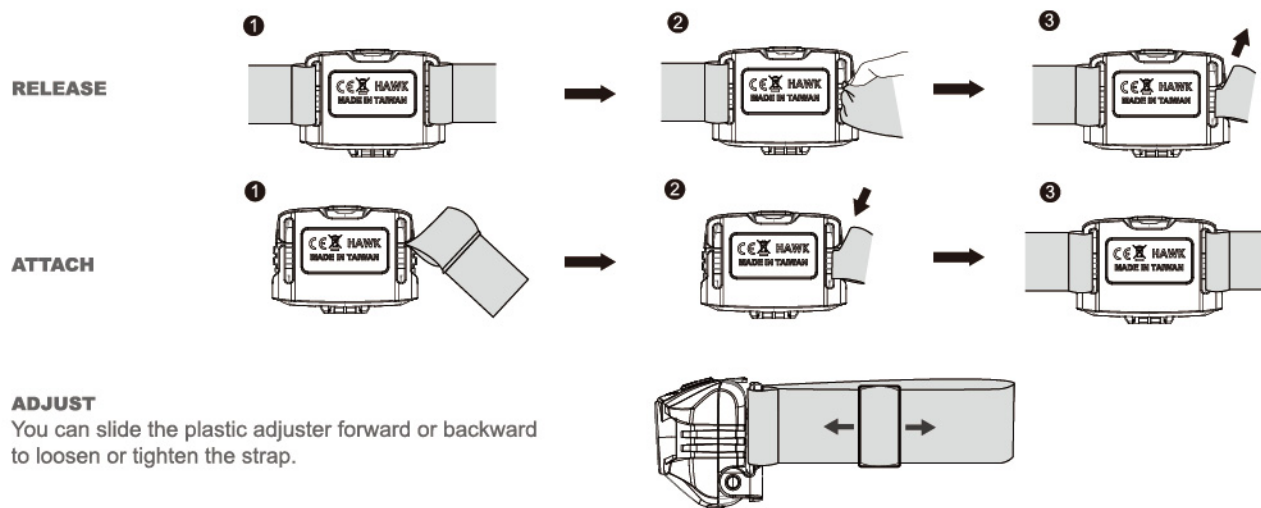
-LED cycled constant lighting in flashing mode.(fig.2)

(figure 1)



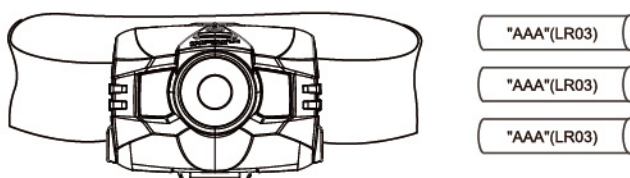
(figure 2)

ATTACHING AND ADJUSTING THE ELASTIC HEAD STRAP



COMPONENTS

Headlamp / LR03 x3 / Elastic head strap



! ADDITIONAL INFORMATION

- Do not stare directly at LED or into light beam.
- Headlamp operating temperature range is between -20 °C and +60 °C
- Use only the specified type of batteries.
- DO NOT combine old and new batteries in use. Replace all batteries together.
- Ensure that your headlamp is clean and dry before and after each use and before storage.
- CLEAN: If your headlamp has been exposed to salt water, rinse with fresh water. Please turn your headlamp off, remove the elastic strap and batteries and make sure the battery case is sealed before washing. Wash the outside of the lamp (lamp head and lens). Air-dry the lamp with the battery case open.
- STORAGE: DO NOT store the headlamp with any moisture inside. Remove batteries for extended periods of non-use.

SPECIFICATIONS

Size: 36 x 62 x 46 mm
Weight: 58 g (Without battery)
LED: 1 x 3 Watt White LED+ 2 x 0.5 Watt White LED
+ 2 x Red LED
Battery: AAAx3

Manufactured by: Chance Good Ent. Co., Ltd.
Quality System Registered to: ISO 9001 / 14001
Website: www.infini.com.tw



PRODUCT WARRANTY

INFINI offers a Two-year Limited Warranty from the date of original purchase. Products are warranted to be free from manufacturing defects in materials and workmanship under normal use.

Batteries are covered by 90 days warranty(only for rechargeable light). To obtain warranty service, products should be returned with proof of purchase from an authorized retailer.