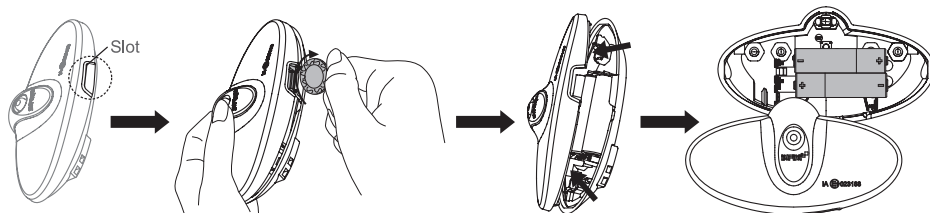
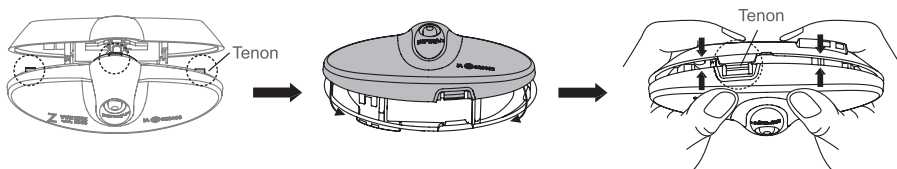


BATTERY INSTALLATION

Remove the lens by placing a coin in the side slot and twist until the two sides separate.



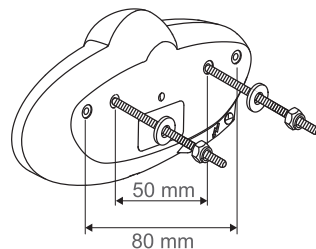
Fasten the tenons on the main unit and the lens then snap the two sides together.



Caution:
Use only the specified type of batteries.
DO NOT use old battery with new one.
For your own safety, please do not operate the controls of the product while riding.

MOUNTING YOUR LIGHT ON CARRIER RACK

The light has two bolts on the back for mounting on your bike. The bolts can be width adjusted according to the size you need.



SPECIFICATIONS

0.5 WATT RED LED CARRIER LIGHT		5 Ø RED LED CARRIER LIGHT		
I-500P1	I-500PG1 / I-500PF1	I-500R1	I-500RG1 / I-500RF1	I-500M1
60 hrs (Flashing) 32 hrs (Constant)	32 hrs (Constant)	160 hrs (Flashing) 141 hrs (Constant)	141 hrs (Constant)	Constant
I-500P2	I-500PG2 / I-500PF2	I-500R2	I-500RG2 / I-500RF2	I-500M2
Auto 32 hrs (Constant) 60 hrs (Flashing)	Auto 32 hrs (Constant)	Auto 141 hrs (Constant) 160 hrs (Flashing)	Auto 141 hrs (Constant)	Standlight Constant

Size: 121 X 65 X 35 mm
Weight: 70g (without battery)
Battery: 2 X AA (LR06)
(Only for battery version)
Bolt: 50 mm and 80 mm



PRODUCT WARRANTY

INFINI offers a Two-year Limited Warranty from the date of original purchase. Products are warranted to be free from manufacturing defects in materials and workmanship under normal use.

Batteries are covered by 90 days warranty (only for rechargeable light). To obtain warranty service, products should be returned with proof of purchase from an authorized retailer.

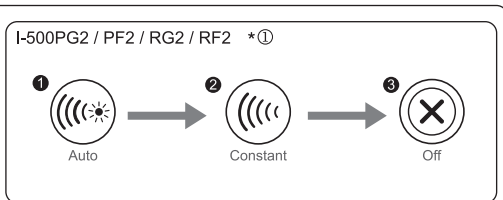
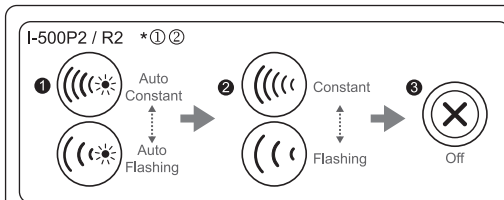
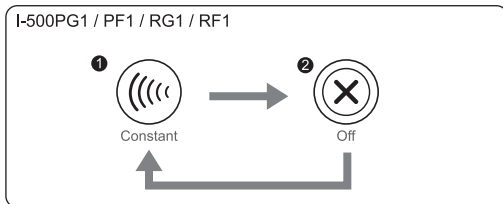
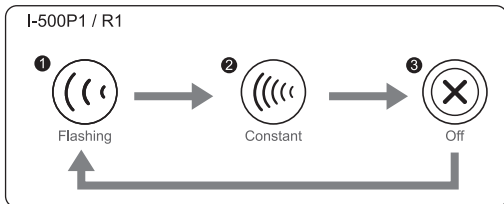


Manufactured by Chance Good Ent. Co., Ltd.
Quality System Registered to ISO 9001/14001
Website: www.infini.com.tw

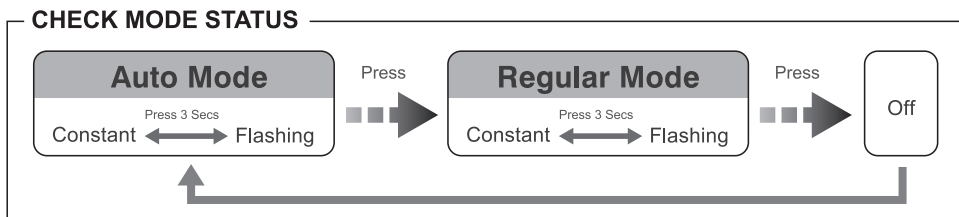
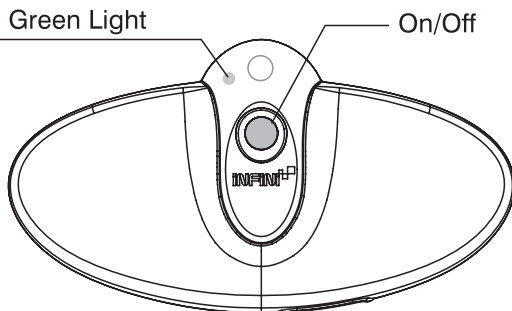


A6I500P1612

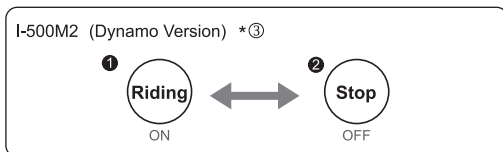
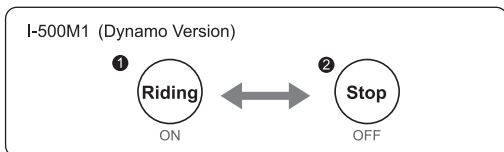
MODE



SLOW FLASHING	Auto Mode
FAST FLASHING	Regular Mode
CONSTANT	Low Battery Indicator *Please replace the battery once the low battery indicator shows.



- *①AUTO: Automatically turn on in the dark while riding and keep the light glowing for 4 mins after you stop.
- *②MODE MEMORY FUNCTION: When you turn the light on, it lights up in the last lighting mode you used.



- *③STANDLIGHT : Keep the light glowing for 5 mins after you stop.