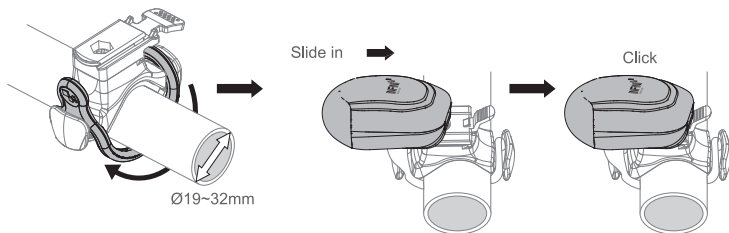


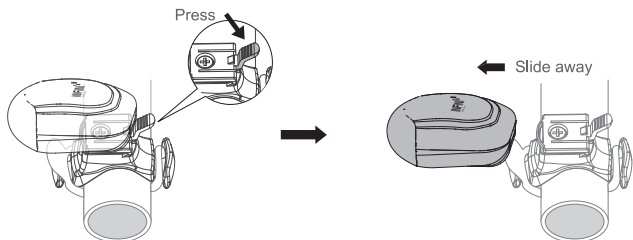
MOUNTING YOUR LIGHT

1. Install the bracket onto your handlebar.
2. Slide the light into the bracket until it clicks into place.



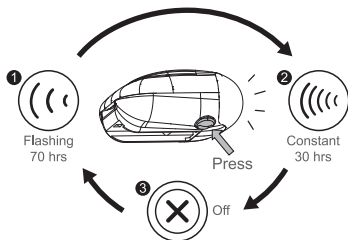
LIGHT REMOVAL

Press the release tab and slide the light away from the bracket.



TO SWITCH MODES

Press the button on the bottom of the light.

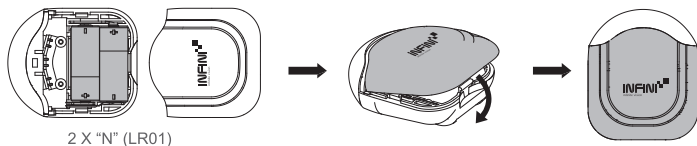


BATTERY INSTALLATION

Remove the lens by placing a coin in the side slot and twist until the two sides separate.



Install new 2 X "N" (LR01) batteries into main unit and snap the two sides together.



SPECIFICATIONS

Size:	53 X 45 X 24 mm
Weight:	19.5g (without battery)
LED:	1 White LED
Battery:	2 X N (LR01)

Caution:

Use only the specified type of batteries.
DO NOT use old battery with new one



PRODUCT WARRANTY

INFINI offers a Two-year Limited Warranty from the date of original purchase. Products are warranted to be free from manufacturing defects in materials and workmanship under normal use. Batteries are covered by 90 days warranty (only for rechargeable light). To obtain warranty service, products should be returned with proof of purchase from an authorized retailer.

